

Corporate Identity Manual

V 2.0 • 15 03 2016



Introduction

Corporate Identity manual

A brand is unique.

It is an emotional tie that binds all stakeholders, establishing an expectation of quality and consistency, and ultimately adds value over and above our products and services.

The Corporate Identity Manual (CIM) strengthens brand quality by providing a unique, strong and consistent image of Aludium in the minds of all our stakeholders.

The CIM will will guide you in the application of the corporate identity in all of your communication activities.

If you have any questions about the corporate identity, do not hesitate to contact marketing@aludium.com.

I wish you every success in the daily building of our corporate image.




Arnaud de Weert
CEO



Logotype

Color Standards

The following colours are the only ones which may be used for the *aludium* logotype. No other colours may be used or substituted for the *aludium* logo.




PMS 116 C
CMYK 0, 20, 100, 0
RGB 255, 205, 0
Hex #ffcd00
RAL 1018




PMS 1235 C
CMYK 0, 28, 89, 0
RGB 255, 184, 28
Hex #ffb81c
RAL 1003




PMS 289 C
CMYK 100, 76, 12, 70
RGB 12, 35, 64
Hex #0c2340
RAL 5026




PMS 426 C 20%
CMYK 22, 16, 17, 1
RGB 208, 207, 207
Hex #cdcdcd
RAL 7047



PMS 426 C 40%
CMYK 39, 30, 30, 9
RGB 161, 161, 162
Hex #9f9f9f
RAL 9006



PMS 426 C 80%
CMYK 64, 53, 50, 47
RGB 75, 77, 78
Hex #4d4d4d
RAL 7043



40% black for
greyscale logotype

Logotype

Dimensions

The following are specific guidelines related to the sizing of the *aludium* logotype.

The minimum logo size in all usages is 2 cm wide.

The baseline (premium aluminium) is not used if the logo needs to be smaller than 2 cm. The logo cannot be smaller than 1 cm wide (without baseline).



Logo size with baseline



Minimum logo size with baseline



Minimum logo size without baseline

Logotype

Clear Space Requirements


The aludium logo

The Aludium logo must stand out in all uses. Maintain clear space on all sides of the logo. The free zone stops the logo competing with other elements and graphic expressions.

The minimum clear space above and under the logo is equal to the height of the letter **m**. The clear space to the left and right of the logo is equal to the width of the letter **m**.

The aludium pictogram

The clear space on all sides of the pictogram is equal to the width of the letter **m**.



Logotype

Proper use of the *aludium* Logotype

Every application of the Aludium brand identity should strengthen and reinforce the organisation's positive image. Development of the identity should be done with care and with the highest quality standards possible.

The logo is a fixed design element that may not be edited or changed in any way. The logotype may only be reproduced graphically as described in this document.

The brand identity, in all its forms, is the exclusive property of Aludium.



3-Colour PMS presentation
Using 3 PMS Colours



Mono Colour PMS presentation
Using 1 PMS Colour



2-Colour PMS + 40% grayscale presentation

Only used when the colour logotype isn't legible on the background used (for example, on dark coloured backgrounds).



2-Colour PMS + white presentation

Only used when the colour logotype isn't legible on the background (mostly on dark coloured backgrounds).



Grayscale presentation

The colour logotype should be used whenever possible. Use only when budget does not allow for three-colour printing or the colour logotype isn't legible on the used background.




aludium
premium aluminium

Reversed presentation - white
Only used when the colour logotype isn't legible on the
background (for example, colourful pictures).

Logotype

Incorrect use of the *aludium* logo

To ensure that our logo is always recognisable, it must be used consistently, with discipline, and with precision. The power of a logo is easily weakened by misuse. We can avoid this problem by guarding against poor or incorrect usage.

The correct usage of the Aludium logo is defined on pages 5 and 6.



Do not use drop shadows



3-colour logo is not suitable for this dark background



Clear space around the logo is not respected



Logo is incorrectly scaled

Typefaces

The following fonts are acceptable for Aludium’s brand imaging. Guidelines are provided for the use of each version.

Corporate identity

The baseline of the Aludium logo, and our address or other co-ordinates should be typeset in Aller Light.

Headings

Headings are used in print and web materials. All headlines should be typeset in Calibri

Body Copy

Use Calibri for body copy (blocks of text or paragraphs). No other font families or typefaces may be used or substituted

ABCDEFGHIJKLMNOPQRSTUVWXYZÅÄÖ

abcdefghijklmnopqrstuvwxyzåäö

123456789.,;:“(?!)?

Aller Light

ABCDEFGHIJKLMNOPQRSTUVWXYZÅÄÖ

abcdefghijklmnopqrstuvwxyzåäö

123456789.,;:“(?!)?

Calibri Regular

ABCDEFGHIJKLMNOPQRSTUVWXYZÅÄÖ

abcdefghijklmnopqrstuvwxyzåäö

123456789.,;:“(?!)?

Calibri Italic

ABCDEFGHIJKLMNOPQRSTUVWXYZÅÄÖ

abcdefghijklmnopqrstuvwxyzåäö

123456789.,;:“(?!)?

Calibri Bold

ABCDEFGHIJKLMNOPQRSTUVWXYZÅÄÖ

abcdefghijklmnopqrstuvwxyzåäö

123456789.,;:“(?!)?

Calibri Bold

Pictogram

The pictogram can be used as a decorative element. It can be trimmed according to the following instructions. The trimmed version of the pictogram must always be used in combination with the full logotype (see page 11). Don't forget to take into account the clear space required around the pictogram (see page 4).



Brandnames

Brand names are not just a name to differentiate us from competition.

A brand name is also an emotional tie establishing an expectation of quality and consistency.

Brand names used by Aludium are registered and must carry the ® symbol.

The brand name is written in capitals. It is always accompanied with the signature 'by Aludium'.

The company signature should always be on a blue background and is always the same length. The blue bar should be aligned with one of the capitals in the brand name (if possible).


The different lengths of the brand names are reflected in the length of the yellow bar.



Divisions

A division is a market segment in which Aludium operates. The name of the division must follow the same rules as our core brand identity.

A division is added below the official horizontal Aludium logo. The name of the division is always underlined with an orange line.



Signature in Microsoft Outlook

Aludium's auto signature in MS Outlook

Signatures can be used to automatically add text to an outgoing message sent by email. Signatures should be used if you send multiple emails to contacts outside Aludium. This makes the message more personal and the recipient has access to your contact information.

Signatures sent from Aludium should have a uniform appearance. No background colour or background images may be used.

Content in signature

The content of a signature consists of the sender's name, title, telephone and mobile number, email address, and Aludium's company name, address and web address.

Setting the signature in MS Outlook

Auto signature is set under Options – Mail Format – Signatures. Insert the signature in the email message by going to Insert – Signature.

Body copy: Calibri Regular, 12 pt ← Dear
Met doluptate voloritati doluptiust liquati onsectinis cup-
tatenis eicia volorem faceaquae nonsequae volorestrum
ex et ommos sit omnimus expedios.

Calibri Regular, 15 pt ← Alberto Ruiz Guillot
Calibri Regular, 12 pt ← Plant Manager

Calibri Regular, 13 pt ← T + 34 965 98 94 64
M + 34 608 258 835
Alberto.RuizGuillot@aludium.com



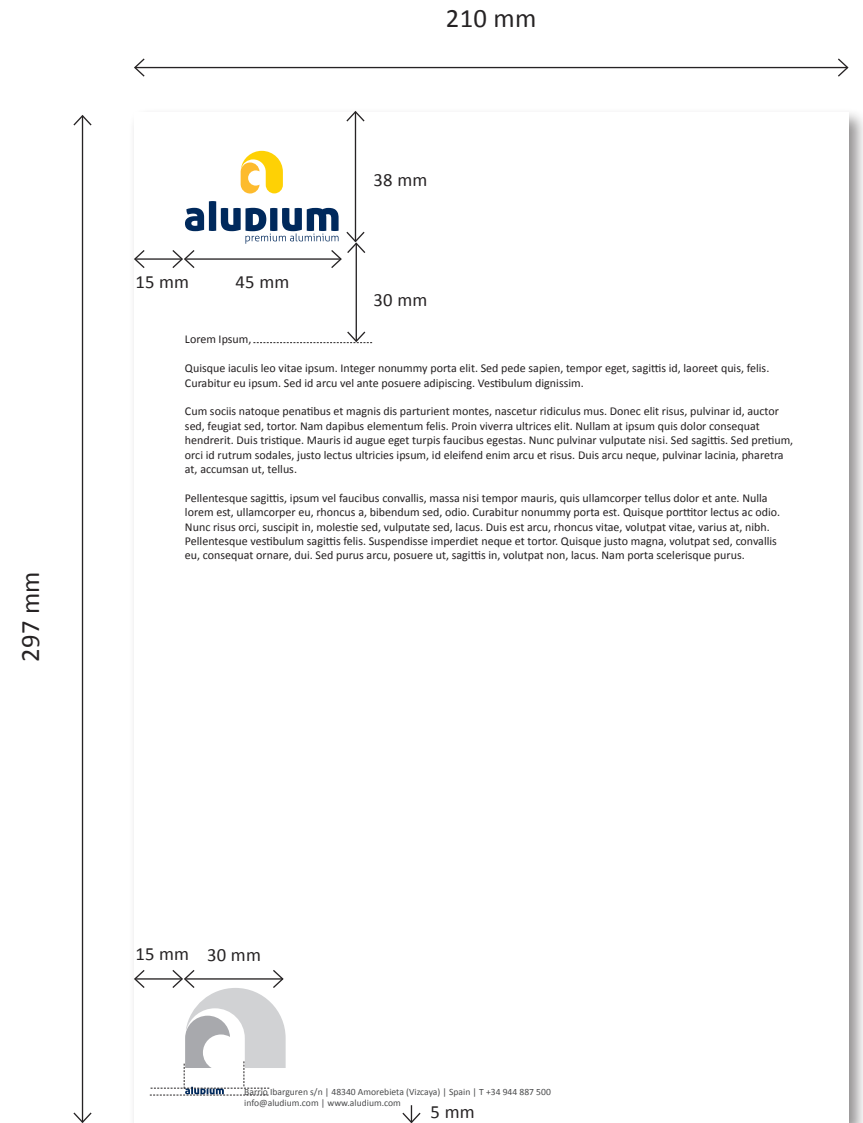
Calibri Regular, 13 pt ← Aludium
Av. De Elche, 109
03008 Alicante
Spain
www.aludium.com

Letterhead

The *Aludium* letterhead is printed on A4 paper (210 mm x 297 mm) with the three specified PMS colours (page 2) and black.

Bodytext: Calibri 10 pt and 12 pt leading

Address footer: Calibri 8 pt and 10 pt leading - 85% black



Business envelopes

The *Aludium* business envelope is (220 mm x 114 mm) printed with the four specified PMS colours (see page 2).



Business card

The *Aludium* business card is (85 mm x 55 mm) printed with the three specified PMS colours (page 2).

The fontface used on the business card is "Aller":

Name: Aller Bold 8 pt and 12 pt leading

Function: Aller Light 7 pt and 12 pt leading


Address: Aller Light 7 pt and 12 pt leading

Phone and e-mail: Aller Light 8 pt and 12 pt leading



Greeting card

The *Aludium* greeting card is (220 x 110 mm) printed with the three specified PMS colours (page 2).



Powerpoint

Basic slides

A standard template has been developed for use in all Aludium PowerPoint slides and presentations. The template may not be modified or edited in any way, in order to maintain a standard organisational image. Photos may be added to the presentation below the title bar.

The template consists of a Title slide, Text slide (with example of image positioning) and an End slide, all in Calibri font.

Templates are available.

Title slide

fixed background template ←

Title: Calibri Bold, 24 pt,
Capitals (White) ←



Text slide (Title)

Title Frame: RGB 12 35 64 ←
Titles: Calibri Bold, 24 pt, Capitals (White)

Text: Calibri Bold, 18 pt,
RGB 86 84 89, Sentence Capital

Text: Calibri Regular, 14 pt,
RGB 86 84 89

Fixed background template ←



Powerpoint

Alternative slides

- Title Frame: RGB 12 35 64 ←
- Titles: Calibri Bold, 24 pt, Capitals (White)
- Subtitle Frame: RGB 12 35 64 ←
- Subtitles: Calibri Bold, 18 pt, Capitals (White)
- Text: Calibri Bold, 18 pt, RGB 86 84 89, Sentence Capital ←
- Text: Calibri Regular, 14 pt, RGB 86 84 89 ←

Fixed background template ←

Text slide (Subtitle)



End slide



Corporate clothing

Helmets, overalls and T-Shirts

Corporate clothing increases awareness of the Aludium identity. Maintaining graphic consistency across the organisation enhances our image.

These examples show how the Aludium logo is to be used on helmets, overalls, or T-shirts

Helmets

Front of helmet

Aludium logo centered on white helmet.

Overalls

Front of overall

Aludium logo (white version) must be placed to the left upper side of the blue overall in place of a pocket.

Back of overall

Aludium logo (white version) must be centered in the back of the blue overall.

T-Shirts

Front of Shirt

Aludium logo must be placed to the left upper side of the white T-shirt in place of a pocket.

Back of Shirt

Aludium logo must be centered on the back of the white T-shirt, centered and in-line with the bottom of the sleeves.



Trucks





Av. De Elche, 109
03008 Alicante
Spain

T + 34 965 98 94 64
info@aludium.com
www.aludium.com